

Wool Weekly



Thursday, 9 September 2021

WOOL MARKET MOVEMENTS

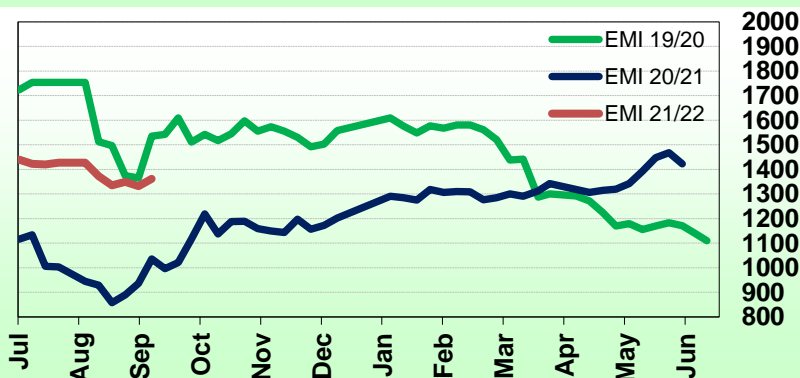
- Merino fleece MPGs at all three centres recorded moderate price increases this week. The skirtings and oddment sectors both rose pushing the EMI to 1,361 c/kg clean, up 29 cents. Buyers competed strongly on Tuesday to secure a share of the smaller national offering, before the market steadied on Wednesday. Style and VM both had a large impact on price.
- Strong upward price movements in the Sydney Merino fleece market on Tuesday, all MPGs rose by 29 to 51 cents. Broader MPGs enjoyed the greatest gains. Wednesday produced minor (3 to 6 cents) price reductions. Merino skirtings gained 30 to 50 cents on Tuesday and maintained that level on Wednesday. Finer crossbred lots (<26.5 µm) rose on Tuesday as broader types stagnated. The sector softened on Wednesday, down 5 to 10 cents. Oddments trended dearer on Tuesday (by 20-30 cents), locks and crutchings maintained that level on Wednesday, but high VM (>3%) stains were up to 20 cents cheaper. The Northern Regional Indicator gained 26 cents to 1,443 c/kg clean and the Northern Merino Carding Indicator rose 22 cents to 885 c/kg clean. The Sydney pass in rate was 12.3% with 788 bales withdrawn.
- Stylish (MF4) Merino fleece lots with low (<1.5% VM) were in favour in Melbourne on Tuesday. Style continued to positively impact prices during Wednesday, producing mixed results among the MPGs. Merino skirtings followed the fleece sector up on Tuesday, as stylish low VM (<3%) lots gained 20 cents before holding their ground on Wednesday. Crossbred wools were unchanged on Tuesday and early losses on Wednesday were reversed by sale's end. Oddments stepped up 5 cents on Tuesday and were unchanged on Wednesday. The Southern Regional Indicator gained 31 cents to 1,309 c/kg clean and the Southern Merino Carding Indicator rose 4 cents to 5891 c/kg clean. The Melbourne pass in rate was 8.2% with 1,093 vales withdrawn.
- A limited Merino fleece selection in Fremantle on Tuesday stimulated buyer demand and pushed prices upwards. Finer (<19.0 µm) MPGs gained upwards of 51 cents. Wednesday saw minor price falls, 7 to 16 cents, across the MPG range. Merino skirtings gained 50 to 60 cents on Tuesday as low VM lots jumped 80 cents. The sector was unchanged on Wednesday. Oddments maintained the previous sales level on Tuesday before rising 15 to 20 cents on Wednesday. The Western Regional Indicator jumped 33 cents to 1,389 c/kg clean and the Western Regional Carding Indicator closed at 912 c/kg clean, up 16 cents. The Fremantle pass in rate was 5.8% with 404 bales withdrawn.

AWEX WEEKLY WOOL PRICES

Regional Indicator	North	Wkly Chg	South	Wkly Chg	West	Wkly Chg
c/kg clean	1443	+26	1309	+31	1389	+33
MICRON PRICE GUIDES						
16.5	2632	+32	2600n	+27	-	-
17	2428	+35	2479n	+54	-	-
17.5	2225	+30	2277	+16	-	-
18	2032	+27	2068	+55	1979n	+43
18.5	1861	+43	1864	+23	1822n	+35
19	1675	+42	1673	+45	1674	+45
19.5	1519	+40	1528	+32	1528	+34
20	1364	+29	1349	+28	1349	+15
21	1279n	+46	1311	+57	1262n	+29
22	-	-	1222n	+16	-	-
23	-	-	-	-	-	-
24	-	-	-	-	-	-
25	-	-	-	-	-	-
26	-	-	804n	+33	-	-
28	467n	-8	470	-11	-	-
30	375n	-10	375	-6	-	-
32	-	-	275n	-8	-	-
MC	885n	+22	891n	+4	912n	+16

AWEX EMI 2019/20 & 2020/21 Seasons vs Current

Currently: 1361 c/kg clean



UPCOMING AUCTION VOLUMES

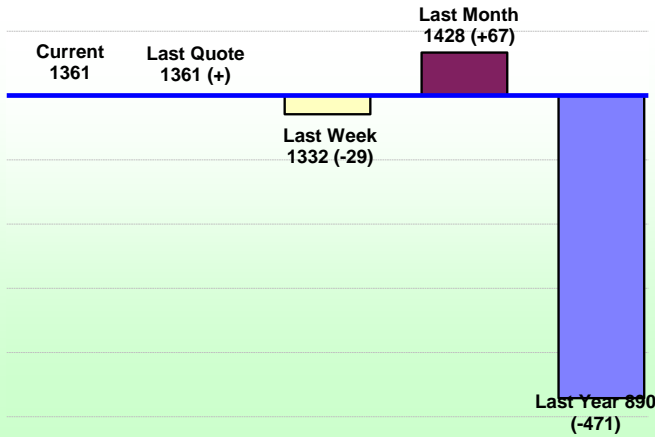
	14/09/2021	21/09/2021	28/09/2021
Northern	S11	S12	S13
Sydney	10,361	11,890	10,580
Southern	M11	M12	M13
Melbourne	21,502	22,363	20,772
Western	F11	F12	F13
Fremantle	6,124	7,550	7,400
Total	37,987	41,803	38,752

THIS WEEK'S SALES STATISTICS

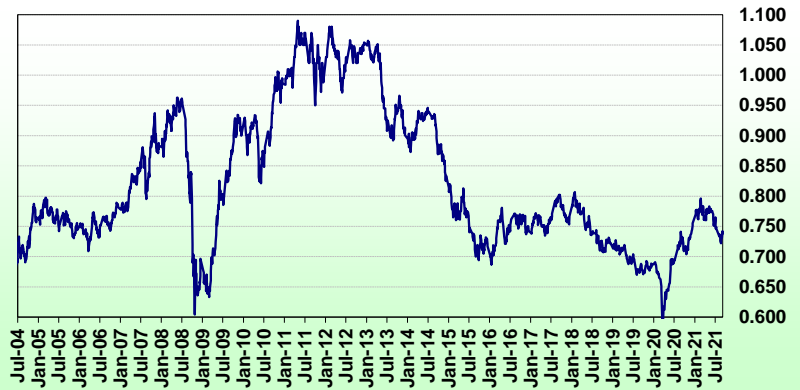
Centre	Bales Originally	Bales Offered	Bales Sold	Pass in Rate
Northern	11,680	9,809	8,599	12.3%
Southern	22,415	17,448	16,023	8.2%
Western	6,300	4,441	4,185	5.8%
TOTAL	40,395	31,698	28,807	9.1%

Average Nth-Sth MPG's as reported on 8 Sep 2021

AWEX Weekly Eastern Market Indicator Quote Comparisons



AUD vs USD from 06-Jul-04 to 08-Sep-21



Micron	EMI	16.5	17	17.5	18	18.5	19	19.5	20	21	22	23	25	28	AUD
Current MPG's	1361	2616	2454	2251	2050	1863	1674	1524	1357	1295	1222	-	-	469	0.738
10 year Average	1349	1908	1830	1770	1704	1640	1578	1529	1485	1451	1419	1371	1223	1089	0.800
This time last year	890	1450	1369	1278	1193	1086	1024	972	919	904	-	-	-	438	0.722
10 year High	2116	3187	3007	2831	2683	2569	2462	2414	2391	2371	2350	2308	2153	1828	1.058
10 year Low	858	1267	1216	1177	1140	1060	997	947	905	884	863	953	941	811	0.557
% Reported above current	37%	11%	16%	21%	27%	31%	36%	38%	52%	55%	62%	0%	0%	0%	66%
Diff b/w High & Current	755	571	553	580	633	706	788	890	1035	1076	1128	-	-	1360	0.320
Diff b/w Ave & Current	12	708	624	481	346	223	96	-5	-129	-156	-197	-	-	-621	-0.062

Percentile Bands

95%	1952	2966	2749	2553	2426	2347	2294	2273	2255	2237	2219	2167	1830	1528	1.050
90%	1820	2618	2523	2447	2343	2224	2139	2065	2029	1995	1986	1801	1383	1280	1.037
80%	1542	2486	2366	2243	2122	1985	1844	1764	1686	1636	1505	1428	1246	1182	1.000
75%	1494	2355	2268	2176	2052	1884	1776	1687	1600	1503	1440	1368	1165	1146	0.968
60%	1304	1997	1910	1858	1770	1667	1570	1475	1404	1366	1324	1296	1154	1052	0.870
50%	1255	1836	1684	1604	1551	1494	1457	1411	1354	1308	1265	1232	1123	969	0.777
40%	1190	1586	1555	1523	1488	1444	1388	1351	1304	1262	1225	1186	1093	931	0.763
25%	1090	1501	1407	1363	1331	1296	1261	1232	1200	1177	1152	1125	1052	896	0.733
10%	1015	1371	1295	1267	1222	1189	1165	1135	1113	1098	1075	1046	977	849	0.699

Indicative Basis Contract Prices

Date	MPG	17	17.5	18	18.5	19	19.5	20	21	22	23	28
Sep-2021		2075	1955	1875	1725	1625	1500	1260	1220	1160	1120	480
Oct-2021		2075	1955	1875	1725	1625	1500	1260	1220	1160	1120	480
Nov-2021		2075	1955	1875	1725	1625	1500	1260	1220	1160	1120	480
Dec-2021		2075	1955	1875	1725	1625	1500	1260	1220	1160	1120	480
Jan-2022		2120	2000	1920	1770	1670	1545	1300	1260	1200	1160	480
Feb-2022		2120	2000	1920	1770	1670	1545	1300	1260	1200	1160	480
Mar-2022		2080	1960	1880	1780	1700	1575	1320	1280	1220	1180	480
Apr-2022		2080	1960	1880	1780	1700	1575	1320	1280	1220	1180	480
May-2022		2080	1960	1880	1780	1700	1575	1300	1260	1190	1160	480
Jun-2022		2080	1960	1880	1780	1700	1575	1300	1260	1190	1160	480
Jul-2022		2080	1960	1880	1780	1700	1575	1300	1260	1190	1160	480
Aug-2022		2050	1930	1850	1750	1670	1545	1300	1260	1190	1160	480
Sep-2022		2050	1930	1850	1750	1670	1545	1300	1260	1190	1160	480
Oct-2022		2050	1930	1850	1750	1670	1545	1300	1260	1190	1160	480
Nov-2022		2050	1930	1850	1750	1670	1545	1300	1260	1190	1160	480

Mulesing Status P/D's

µm	Non Mulsed	Pain Relief
18	+32	+10
19	+26	+11
20	+19	+11
21	+19	+5
23	0	0
25	0	+4

All prices on this sheet are listed in c/kg clean. MPG's are average North/South AWEX quoted figures. Mulesing P/D's quoted by AWEX. Basis Contract prices are published purely as a guide.

Please use above figures as a guide to submit your GTC or Target orders. Call 1800 629 396.